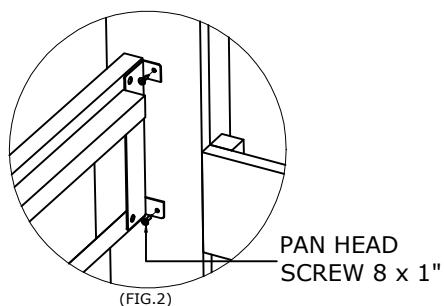
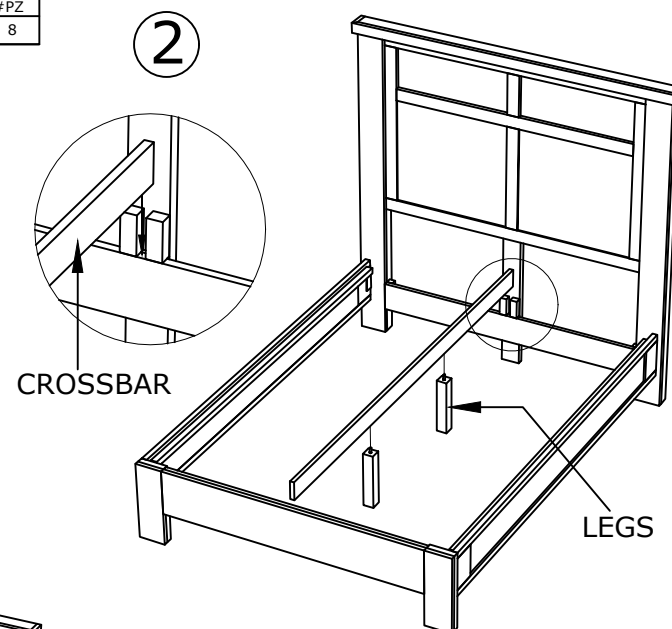


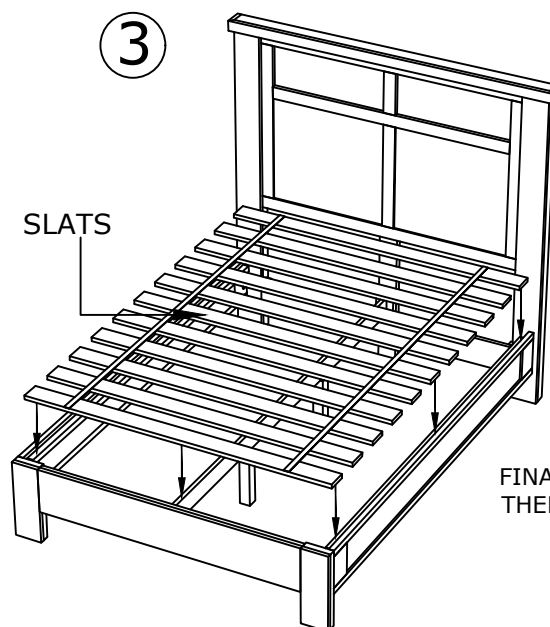
ATTACH THE RAILS TO THE HEADBOARD AND FOOTBOARD BY INSERTING THE HOOKS OF THE RAIL INTO THE SLOTS AND PUSHING DOWN THE RAIL UNTIL IT IS FIRMLY FASTENED.(FIG.1)  
ONCE THE RAILS ARE PLACED, FIX THEM TO THE HEADBOARD AND FOOTBOARD WITH THE SCREWS AS SHOWN IN FIG.2



DESCRIPTION	#PZ
Pan Head Screw 8 x 1"	8



AFTER ATTACHING THE RAILS, SCREW THE LEGS TO THE CROSSBAR AND THEN PLACE THE CROSSBAR OVER THE CORRESPONDING SUPPORTS AS SHOWN ABOVE.



FINALLY, EXPAND THE SLATS AND PLACE THEM ON THE RAILS AND THE CROSSBAR.



INTERNATIONAL  
FURNITURE DIRECT, LLC

## ASSEMBLING INSTRUCTIONS

I-PLT-E006

BY:IFD

PLATAFORMA 866		
ITEM	DESCRIPTION	#PZ
1PIJ003	Pija Cabeza Sarten 8 x 1"	8